

LD-Getter Pro User Manual

1. About LD-Getter Pro
2. System Requirements
3. Install LD-Getter Pro
4. Using LD-Getter Pro
5. Purchase
6. Registration
7. Support and feedback

1. **About LD-Getter Pro**

LD-Getter Pro is a Plug-in for Acrobat, it converts PDF reports to formatted text, and you can easily import these texts into Database or MS Excel. LD-Getter Pro supports batch processing that means you can convert a hundred of PDF reports at one time.

Most of the reports have heading and footer but you will ignore it if you import these reports data into database, you only need the "Table body". When you use LD-Getter, you only need to set the lines of heading and lines of footer then LD-Getter will cut the heading and footer.

2. **System Requirements**

Windows-95/98/NT/2000/XP/VISTA

Adobe Acrobat 4.x or above (include Adobe Acrobat version 5.0-9.x).

100 MHz CPU

64M of RAM

(**Please note:** LD-Getter pro only compatible with full version of Acrobat and are not compatible with free Acrobat reader)

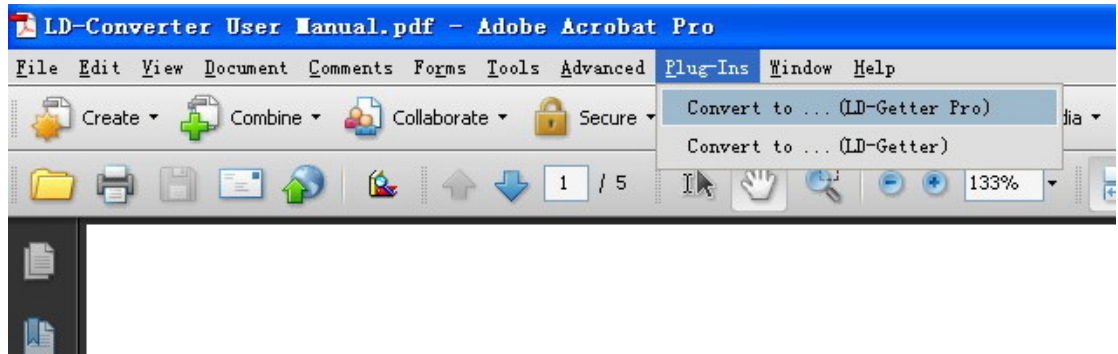
3. **Install LD-Getter Pro**

Run the setup.exe and follow the prompts, the installation program will find the appropriate directories and check for the presence of Adobe Acrobat. After the installation process, when you run Acrobat, if LD-Getter Pro has been installed properly, "LD-Getter Pro" will appear as an option in Acrobat's plug-ins menu..You need restart Acrobat if it already running.

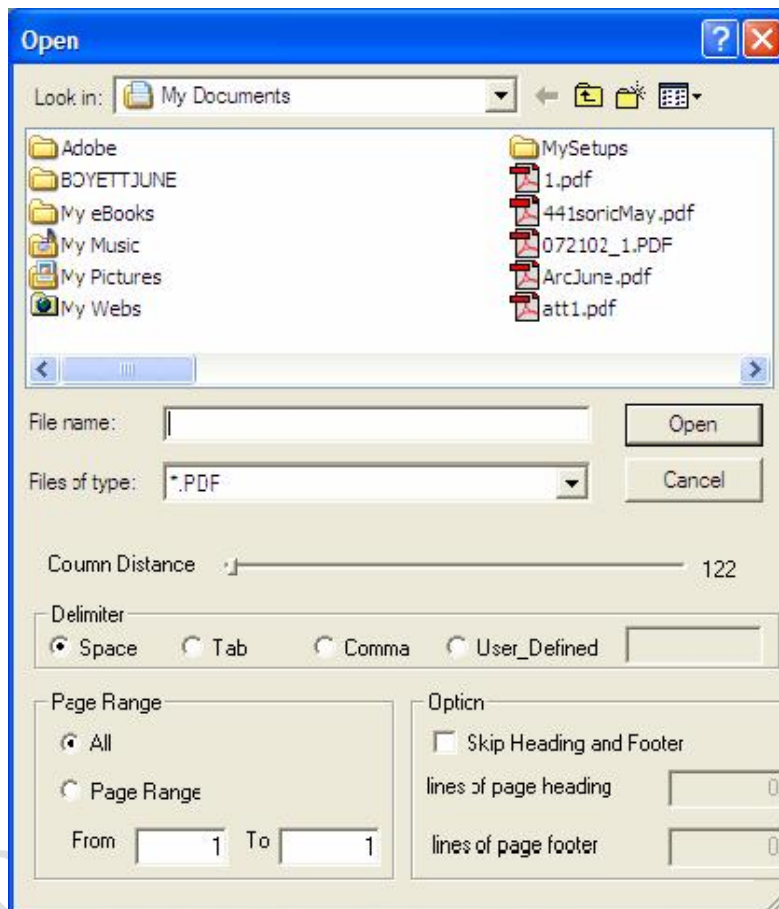
4. **Using LD-Getter Pro**

After install LD-Getter, when you run Acrobat, you can start LD-Getter by choose "Convert to ... (LD-Getter)" from the "Plug-ins" menu in Acrobat Plug->ins-Convert... (LD-Getter pro).

LD-Getter Pro User Manual

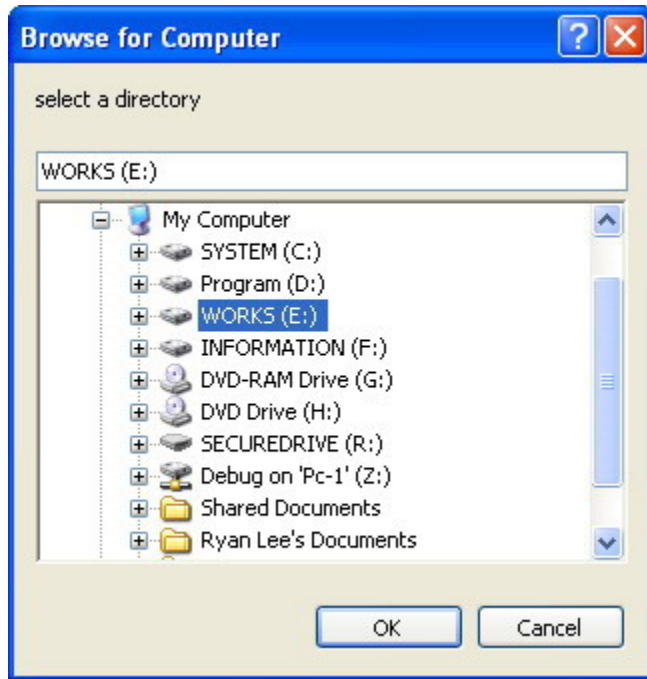


You will see a dialog box like below



You can set some parameters here, like Page Range, Lines of page heading... you can change the distance between columns and choose the delimiter, if you check Skip Heading and Footer then Page Header and footer will not appear in export text files.

Press "OK", now you can specify a folder to store the converted file,



Then LD-Getter begins to processing the PDF file.

5. Purchase

Price of LD-Getter Pro is \$79.95 (Single user license)

Purchase link: <https://www.plimus.com/jsp/buynow.jsp?contractId=2280110>

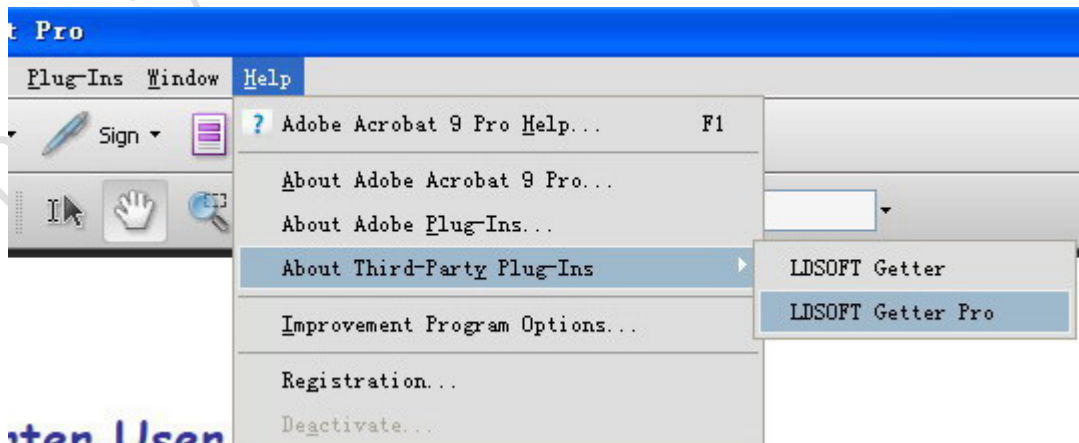
6. Register

After you received the LD-Getter Pro and registration key, you need uninstall the trial version of LD-Getter Pro then install the received program , and then run the Adobe Acrobat, click the menu

Help

->About Third-Party Plug-ins

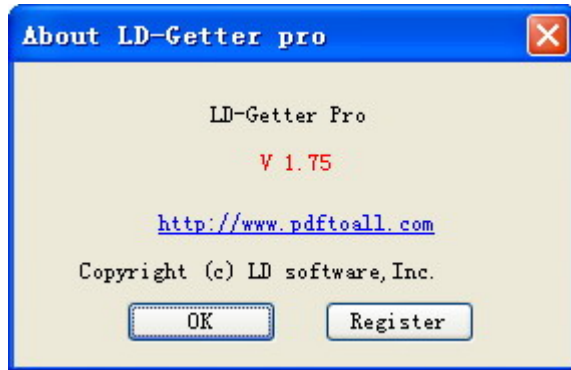
->LDSOFT LD-Getter Pro.



Then the About LD-Getter Pro window will appear, click Register button and

LD-Getter Pro User Manual

input your name and registration key, click OK button to finish register.



After you enter correct registration info, the register button will disable when you open the About LD-Getter Again. If register button not disable, please check if you have entered incorrect registration info.

7. **Support & Feedback**

If you have any problem or question about uses LD-Getter Pro, please send an email to support@pdfstoall.com. We will endeavor to answer your question as soon as possible.

If you have some PDF reports that LD-Getter Pro cannot converts it, please send it to support@pdfstoall.com, But not send a big file, one or two page enough. For general enquiries about us, send email: sales@pdfstoall.com

For more information about our product visit web site: www.pdfstoall.com